


**STANDARD
BARIATRICS®**

TITAN SGS® STAPLER

THE RIGHT LINE
EVERY TIME



The Gold Standard in Sleeve Gastrectomy Just Got a Lot Better.

Surgical anatomy is one of the critical factors affecting outcomes in laparoscopic sleeve gastrectomy (LSG). But achieving ideal anatomy can be especially challenging in gastric tissue.¹

Standard Bariatrics offers surgeons a new standard in sleeve gastrectomy that harmonizes techniques through product innovation. We call it the Standard Sleeve®.

This anatomy-based approach using purpose-built devices is a proven technique that simplifies visualization, reduces complexity, saves time and enables consistently optimal surgical sleeve anatomy, setting your patients up for the best possible clinical outcomes.

And now, with the introduction of the Standard Bariatrics Titan SGS®, the Standard Sleeve got even better. It offers a 23cm staple line, the longest in the industry, designed specifically for gastric tissue.

An anatomical illustration of a human stomach, shown in a light pinkish-red color with visible blood vessels. A surgical stapler is positioned vertically along the greater curvature of the stomach. The stapler has a long, thin shaft with markings and a red label at the bottom that reads "NO TISSUE". The background is dark grey, and a red diagonal band runs across the bottom right corner.

55

second firing cycle
optimized to complete
sleeve pouch anatomy²

23_{cm}

staple line with no
overlapping staples^{4,5}

82%

fewer malformed
staples^{3,5}

88%

less bleeding
at the staple line³

1

firing to complete
the sleeve pouch
anatomy⁴

A REVOLUTION IN BARIATRIC SURGERY STAPLING TECHNOLOGY

The Titan SGS offers you an elegant alternative for performing sleeve gastrectomy. The stapler is designed to help you achieve more consistent and symmetrical sleeve pouch anatomy, setting your patients up for the best possible outcomes. It is designed to improve procedure time and offer operational efficiencies. Consider the benefits of the longest, smartest, most efficient stapler in bariatric surgery:

LONG

At 23cm, the Titan SGS staple line is the longest in the industry. It easily accommodates most gastric tissue in a single staple line.

SMART

It senses the thickness of gastric tissue while clamping, audibly and visually alerting you when optimal compression is achieved.

STRONG

Titan SGS has the strongest jaw in the industry, reducing the risk of deflection which can lead to malformed staples.

GRADUATED

Longitudinally graduated staple height technology ensures the staple line more closely matches your patient's native anatomy and helps reach hemostasis faster.

EFFICIENT

You can complete the sleeve pouch anatomy in a single firing,⁴ reducing the risk of anatomy variations associated with multiple, inconsistent short cartridge staple lines.¹

Proximal and distal hinges
improve efficiency of closure system



23cm device jaw is the industry's longest continuous 23cm staple line

23cm staple cartridge allows for longitudinal graduated stapling

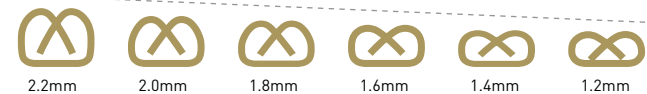
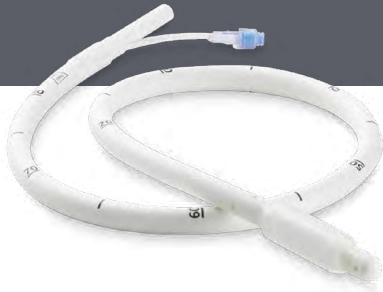


Illustration of closed staple heights along device. Use on tissues easily compressible to the labeled closed staple heights.

THE STANDARD SLEEVE SUITE

Titan SGS is part of a full suite of devices specifically designed for use in sleeve pouch creation during sleeve gastrectomy. Designed to enhance performance and efficiencies when used together, these devices are optimized for integration with Titan SGS.



STANDARD BOUGIE® 38FR

- Design optimized to work with Titan SGS
- Incisura angularis-protecting balloon for additional safety
- Custom-blended thermoplastic polyurethane for optimal manipulability and flexibility



STANDARD TROCAR®

- 19mm trocar designed for the Titan SGS
- 100mm canula working length
- 5mm adapter for 4.9–5.5mm instruments



TITAN STANDARD POWER UNIT

- Delivers power to the Titan SGS
- Indicates clamping and firing modes
- Voice and visual tissue compression alerts



Firing safety button activates the firing system

Handle trigger button opens and closes the jaws of the stapler

Power pack release tabs allow for the power pack to be removed when depressed

Let's Talk!

Using the Titan SGS® to perform the Standard Sleeve® Gastrectomy is simply the easiest and most efficient way to help you achieve a more symmetrical, consistent and reproducible sleeve pouch anatomy.⁴

Schedule a demonstration today at
StandardBariatrics.com or **513.620.7751**.

TITAN SGS SPECIFICATIONS

Description	Titan SGS 23cm powered endoscopic nonarticulating gastric surgical stapler
Order Code	SGS23R
Jaw Length	23cm
Staple Rows	6
Closed Staple Height	1.2 – 2.2mm
EA/BX	3

¹ Toro, J., Lin, E., Patel, A., Davis, S., Sanni, A., Urrego, H., Sweeney, J., Srinivasan, J., Small, W., Mittal, P., Sekhar, A., & Moreno, C. (2014 Sept.). Association of Radiographic Morphology with Early Gastroesophageal Reflux Disease and Satiety Control after Sleeve Gastrectomy. *Journal of the American College of Surgeons*, 219(3), 430–438. <https://doi.org/10.1016/j.jamcollsurg.2014.02.036>

² U.S. Food and Drug Administration. (2021). Indications for Use. [510(k) No. K210278]. Retrieved from https://www.accessdata.fda.gov/cdrh_docs/pdf21/K210278.pdf

³ Standard Bariatrics, Inc. 2020. Comparison of Titan SGS to Ethicon Endo-Surgery ECHOLON FLEX™ GST tests on porcine model. Acute Hemostasis Report QT-0367. Internal data on file.

⁴ Salyer, C. E., Thompson, J., Hoffman, A., Burstein, M. D., Enochs, P., Watkins, B. M., Kuethe, J., & Goodman, M. D. (2022). Multisite Study of Titan SGS Stapler in longitudinal gastric resection. *Surgical Endoscopy*. <https://doi.org/10.1007/s00464-022-09051-x>

⁵ Salyer, C., Spuzzillo, A., Wakefield, D., Gomaa, D., Thompson, J., & Goodman, M. (2020 July). Assessment of a novel stapler performance for laparoscopic sleeve gastrectomy. *Surgical Endoscopy*, 35(7), 4016–4021. <https://doi.org/10.1007/s00464-020-07858-0>



©2021 Standard Bariatrics, Inc.
4362 Glendale Milford Rd., Cincinnati, OH 45242